

Platform cab

Lecapitaine

FIAT

Scudo



FIAT Scudo

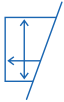
You are looking for a vehicle that is easy to drive and has a significant loading capacity? The FIAT Scudo platform cab is the ideal solution! Offering numerous configuration options, it will perfectly adapt to your requirements.



Ease of access



Custom configuration



Large loading capacity



Enhanced maneuverability



Technical features

For thermal and **electrical** vehicles 

Overall length	Overall height	Wheelbase	Volume	Payload capacity*	Vehicle Gross weight	Internal length	Internal height	Internal width	Width between wheel arches
from 5 227 mm to 5 327 mm	from 2 403 mm to 2 518 mm	3 275 mm	from 6,5 m ³ to 7,2 m ³	up to 1 065 kg	3 100 kg	from 2 230 mm to 2 330 mm	from 1 585 mm to 1 700 mm	1 830 mm	1 160 mm
				up to 765 kg (with E-PTO)	3 100 kg				

* depending on vehicle's configuration

Available configurations



Adjustable shelving

Easy to install, they allow you to organize your deliveries. Need more space? Lift them to optimize the loading area.

Load restraint tracks

Secure your goods and deliveries with our load restraint tracks. Configure their placement to suit your needs.

Thermal curtains



Made of PVC strips or stream of air, the anti-loss curtain reduces temperature loss while allowing easy access to goods.

Fixed rear step

Easily access your goods with the fixed rear step. Made of steel and equipped with two bumpers, it will be an asset for your vehicle.

Other options are available. For more information, contact the sales department via the QR code below.



Parc d'Activités Neptune 1 | 315 rue Louise Michel | 50 009 Saint-Lô CEDEX | +33 (0)2 33 77 85 50 | info@lecapitaine.fr | lecapitaine.com  

Scan this QR code and ask for a quote

